

SURVEY OF DENTAL STUDENTS

In Spring 2014, the SIGN Healthcare Professionals in Training group ran a survey of undergraduate dental students across Scotland. The purpose was to seek the views of students about the level of awareness of SIGN and its products and give them an opportunity to suggest new ways in which SIGN could support dentists in training. One hundred and fifty students responded and the results are summarised below.

QUESTION ONE – demographics of respondents

| Q1 In which year of study are you? | | |
|---|-------------------------|-----------------------|
| Answer Options | Response Percent | Response Count |
| 1 st | 19.7% | 29 |
| 2 nd | 12.9% | 19 |
| 3 rd | 23.8% | 35 |
| 4 th | 14.3% | 21 |
| 5th | 28.6% | 42 |
| Intercalated year | 0.7% | 1 |
| <i>answered question</i> | | 147 |
| <i>skipped question</i> | | 3 |

QUESTION TWO – demographics of respondents

| Q2 Which University do you attend? | | |
|---|-------------------------|-----------------------|
| Answer Options | Response Percent | Response Count |
| University of Aberdeen | 6.9% | 10 |
| University of Dundee | 40.0% | 58 |
| University of Edinburgh | 0% | 0 |
| University of Glasgow | 53.1% | 77 |
| <i>answered question</i> | | 145 |
| <i>skipped question</i> | | 5 |

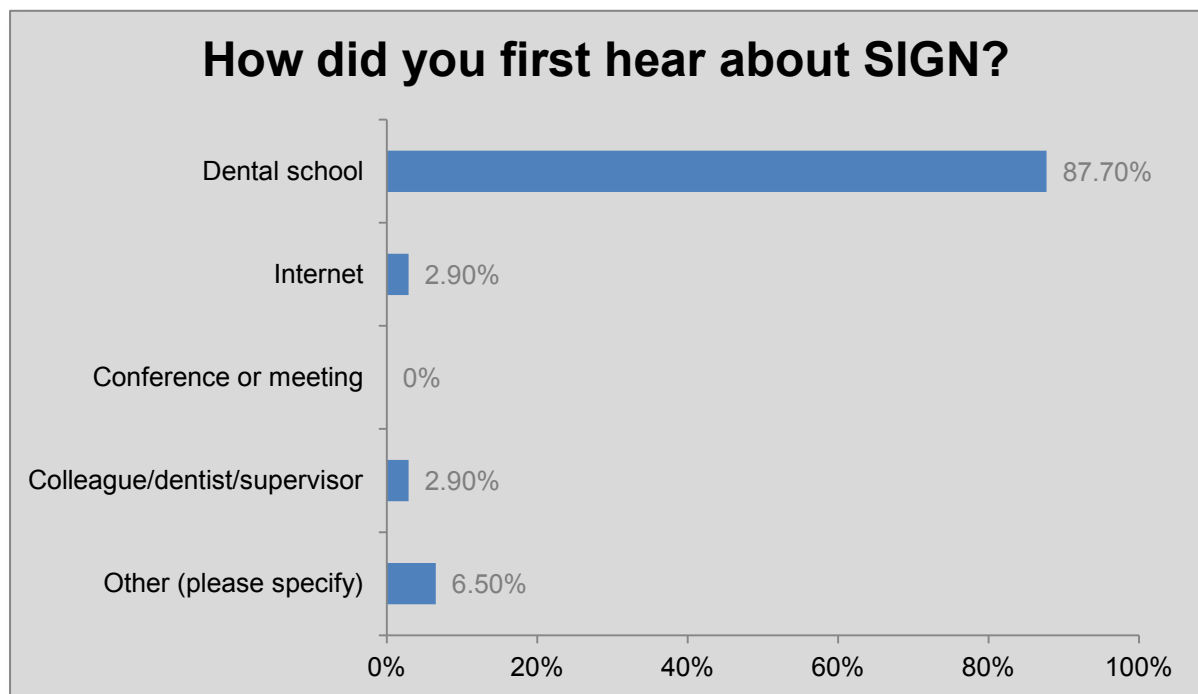
QUESTION THREE – familiarity with SIGN

| Q3 Are you aware of SIGN? | | |
|----------------------------------|-------------------------|-----------------------|
| Answer Options | Response Percent | Response Count |
| Yes | 67.6% | 100 |
| No | 32.4% | 48 |
| answered question | | 148 |
| skipped question | | 2 |



QUESTION FOUR – familiarity with SIGN

| Q4 How did you first hear about SIGN? (Select one) | | |
|---|-------------------------|-----------------------|
| Answer Options | Response Percent | Response Count |
| Dental school | 87.7% | 121 |
| Internet | 2.9% | 4 |
| Conference or meeting | 0% | 0 |
| Colleague/dentist/supervisor | 2.9% | 4 |
| Other (please specify) | 6.5% | 9 |
| answered question | | 138 |
| skipped question | | 12 |



QUESTION FIVE – familiarity with SIGN

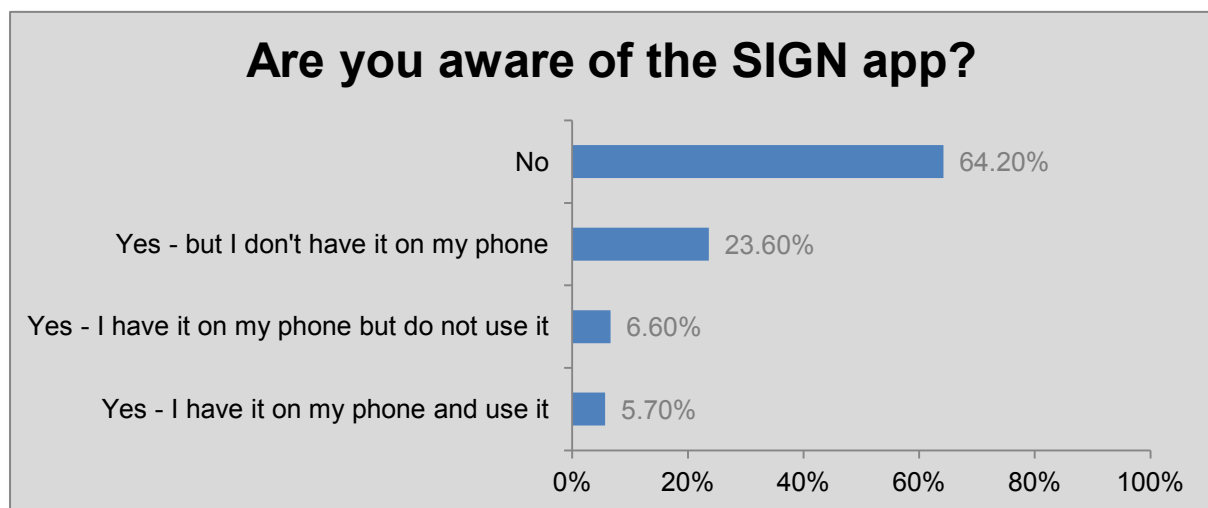
| Q5 If you knew about SIGN through dental school was it through: (Select all that apply) | | |
|--|-------------------------|-----------------------|
| Answer Options | Response Percent | Response Count |
| Group or PBL teaching | 21.3% | 26 |
| Lectures | 76.2% | 93 |
| Coursework | 22.9% | 28 |
| Other (please specify) | 15.6% | 19 |
| answered question | | 122 |
| skipped question | | 28 |

QUESTION SIX – familiarity with SIGN

| Q6 In which year of dental school did you first become aware of SIGN? | | |
|--|-------------------------|-----------------------|
| Answer Options | Response Percent | Response Count |
| 1 st | 32.6% | 44 |
| 2nd | 38.5% | 52 |
| 3 rd | 28.1% | 38 |
| 4 th | 0.7% | 1 |
| 5 th | 0 | 0 |
| Intercalated year | 0 | 0 |
| answered question | | 135 |
| skipped question | | 15 |

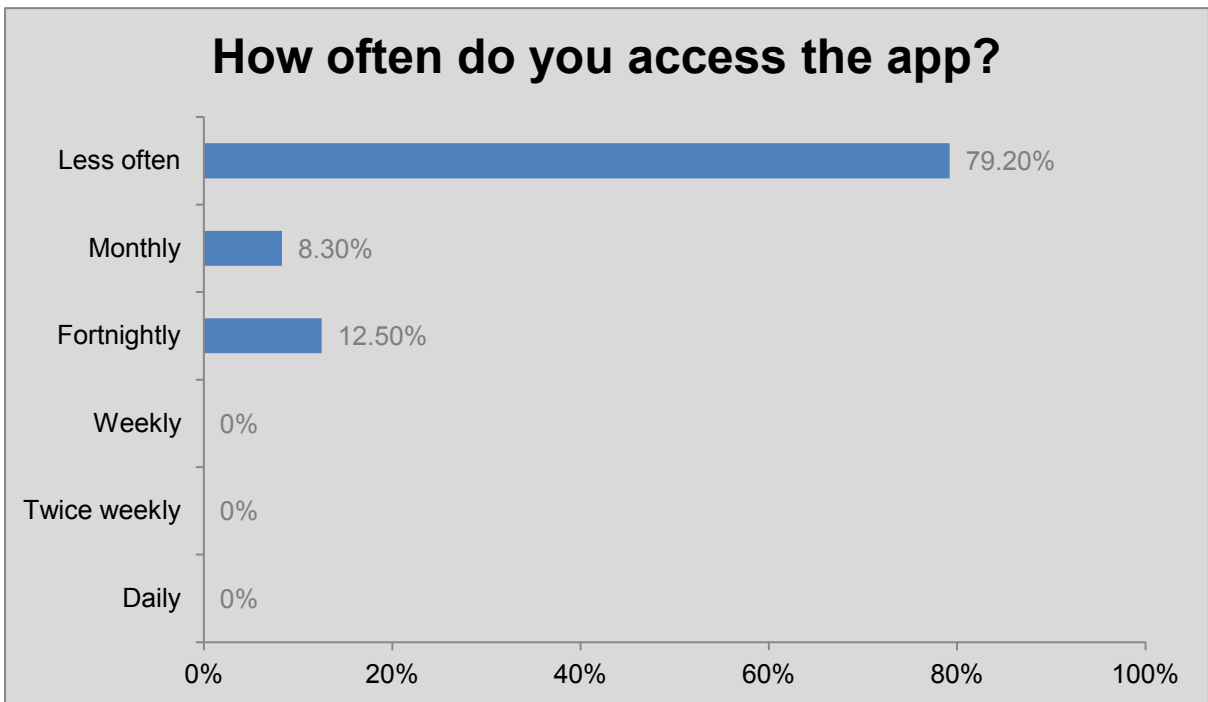
QUESTION SEVEN – The SIGN app

| Q7a Are you aware of the SIGN app? | | |
|---|-------------------------|-----------------------|
| Answer Options | Response Percent | Response Count |
| Yes - I have it on my phone and use it | 5.7% | 6 |
| Yes - I have it on my phone but do not use it | 6.6% | 7 |
| Yes - but I don't have it on my phone | 23.6% | 25 |
| No | 64.2% | 68 |
| answered question | | 106 |
| skipped question | | 44 |



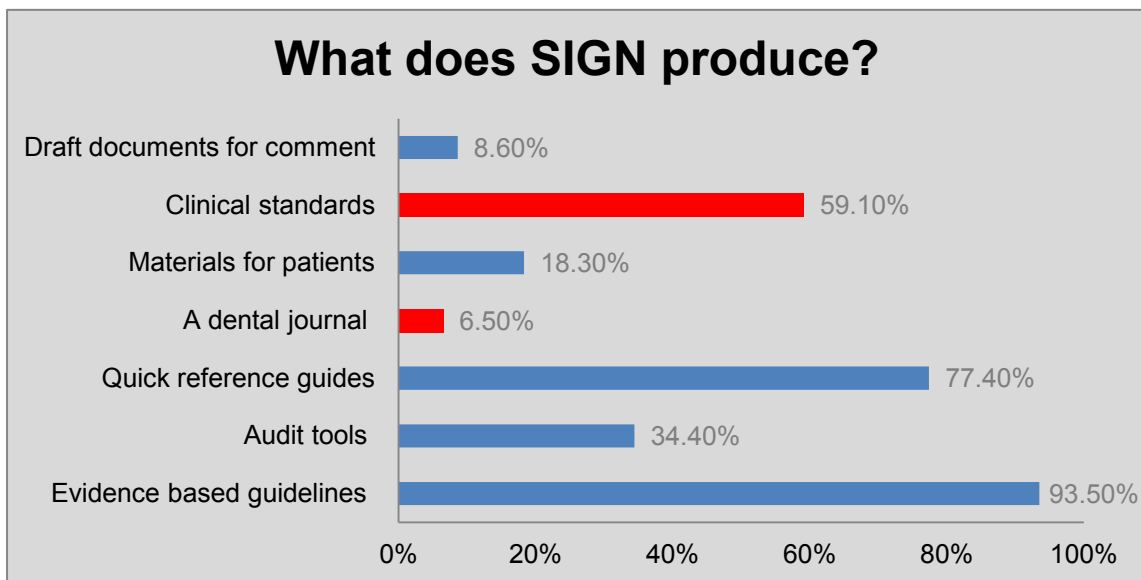
Q7b How often do you access the app? (Please select one answer)

| Answer Options | Response Percent | Response Count |
|--------------------------|------------------|----------------|
| Daily | 0.0% | 0 |
| Twice weekly | 0.0% | 0 |
| Weekly | 0.0% | 0 |
| Fortnightly | 12.5% | 3 |
| Monthly | 8.3% | 2 |
| Less often | 79.2% | 19 |
| <i>answered question</i> | | 24 |
| <i>skipped question</i> | | 126 |



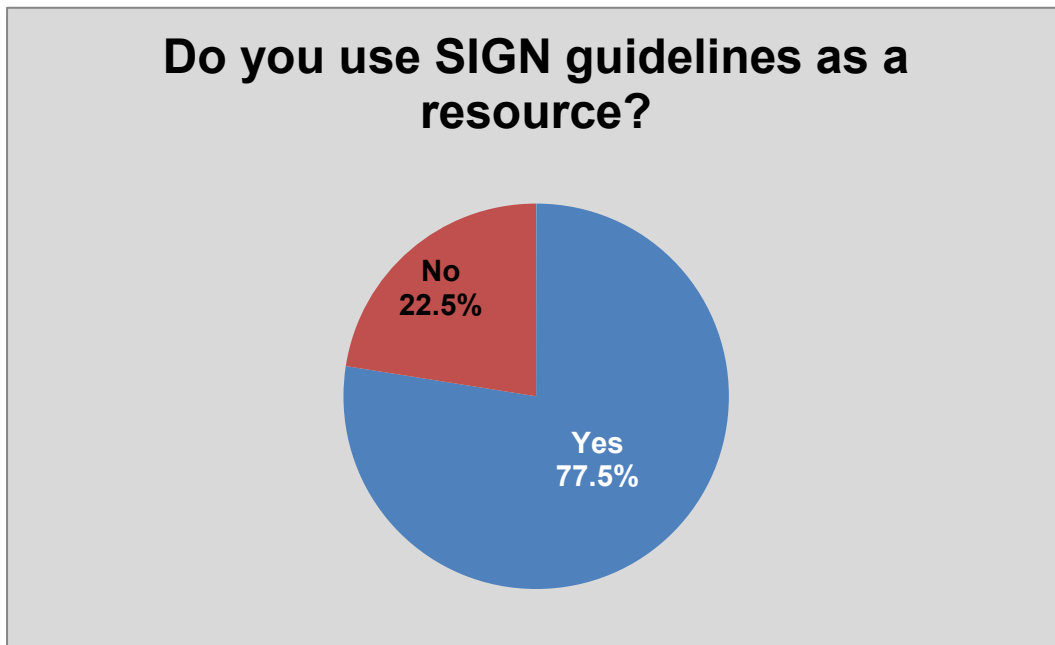
QUESTION EIGHT – SIGN products

| Q8 What does SIGN produce? (Choose all that apply) | | |
|---|-------------------------|-----------------------|
| Answer Options | Response Percent | Response Count |
| Evidence based guidelines | 93.5% | 87 |
| Audit tools | 34.4% | 32 |
| Quick reference guides | 77.4% | 72 |
| A dental journal | 6.5% | 6 |
| Materials for patients | 18.3% | 17 |
| Clinical standards | 59.1% | 55 |
| Draft documents for comment | 8.6% | 8 |
| answered question | | 93 |
| skipped question | | 57 |



QUESTION NINE – Use of SIGN products

| Q9 Do you use SIGN guidelines as a resource? | | |
|--|------------------|----------------|
| Answer Options | Response Percent | Response Count |
| Yes | 77.5% | 79 |
| No | 22.5% | 23 |
| <i>answered question</i> | | 102 |
| <i>skipped question</i> | | 48 |



QUESTION TEN – Awareness of EBM resources

| Q10 Are you aware of (choose all that apply): | | |
|---|------------------|----------------|
| Answer Options | Response Percent | Response Count |
| NICE | 68.4% | 67 |
| Best-practice BDJ (British Dental Journal) | 31.6% | 31 |
| <i>answered question</i> | | 98 |
| <i>skipped question</i> | | 52 |

QUESTION ELEVEN – Audit tools

| Q11 Are you aware that the SIGN website provides audit tools accredited by NES for doctors in training (SIGN Audit Tools developed by Doctors and Dentists in Training)? | | |
|---|-------------------------|-----------------------|
| Answer Options | Response Percent | Response Count |
| Yes | 16.2% | 17 |
| No | 83.8% | 88 |
| answered question | | 105 |
| skipped question | | 45 |

QUESTION TWELVE – Audit tools

| Q12 If you answered 'yes' to Q11, have you downloaded an audit tool? | | |
|---|-------------------------|-----------------------|
| Answer Options | Response Percent | Response Count |
| Yes | 10.0% | 2 |
| No | 90.0% | 18 |
| answered question | | 20 |
| skipped question | | 130 |

QUESTION THIRTEEN – Audit tools

| Q13 Have you uploaded the results or your audit? | | |
|---|-------------------------|-----------------------|
| Answer Options | Response Percent | Response Count |
| Yes | 0% | 0 |
| No - Audit tool not useful | 14.3% | 1 |
| No - Completed audit, decided to keep in-house | 0% | 0 |
| No - Completed audit, asked not to share data | 0% | 0 |
| No - Did not complete audit | 42.9% | 3 |
| No – Other | 42.9% | 3 |
| answered question | | 7 |
| skipped question | | 143 |

QUESTION FOURTEEN – SIGN website

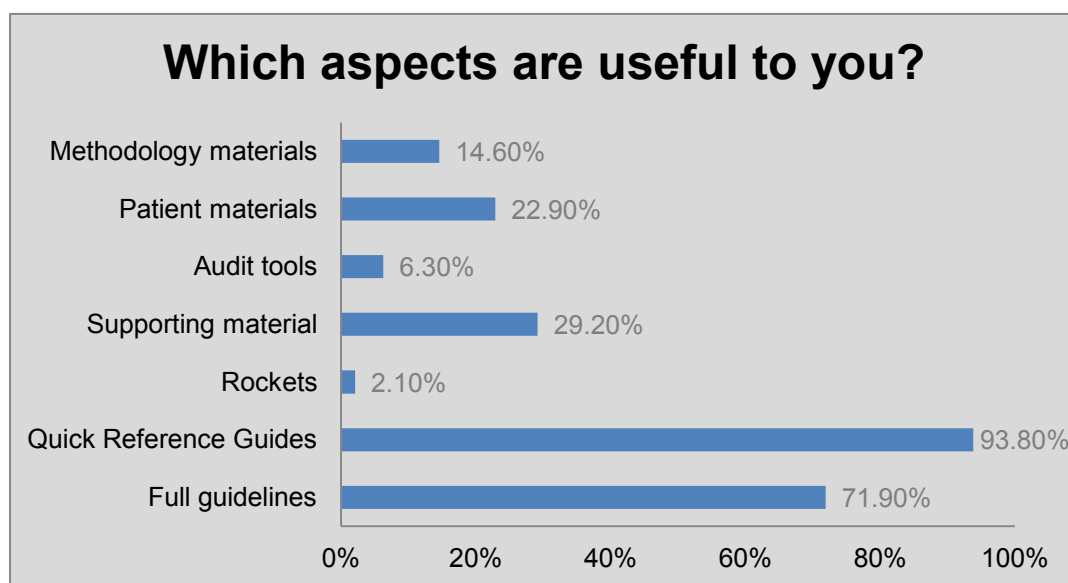
| Q14 Have you visited the SIGN website - (www.sign.ac.uk)? | | |
|--|-------------------------|-----------------------|
| Answer Options | Response Percent | Response Count |
| Yes | 68.6% | 72 |
| No | 31.4% | 33 |
| answered question | | 105 |
| skipped question | | 45 |

QUESTION FIFTEEN – SIGN website

| Q15 How often do you access the website? | | |
|---|-------------------------|-----------------------|
| Answer Options | Response Percent | Response Count |
| Daily | 0% | 0 |
| Twice weekly | 0% | 0 |
| Weekly | 2.7% | 2 |
| Fortnightly | 14.9% | 11 |
| Monthly | 33.8% | 25 |
| Less often | 48.6% | 36 |
| answered question | | 74 |
| skipped question | | 76 |

QUESTION SIXTEEN – SIGN website

| Q16 Which aspects are useful to you? (Select all that apply): | | |
|--|-------------------------|-----------------------|
| Answer Options | Response Percent | Response Count |
| Full guidelines | 71.9% | 69 |
| Quick Reference Guides | 93.8% | 90 |
| Rockets | 2.1% | 2 |
| Supporting material | 29.2% | 28 |
| Audit tools | 6.3% | 6 |
| Patient materials | 22.9% | 22 |
| Methodology materials | 14.6% | 14 |
| answered question | | 96 |
| skipped question | | 54 |



QUESTION SEVENTEEN – Working with SIGN

| Q17 How would you like to become involved with SIGN? (Select all that apply) | | |
|---|---------------------------------|-----------------------|
| Answer Options | Response Percent | Response Count |
| Participate in a guideline development group | 30.9% | 21 |
| Develop an audit based on a guideline | 29.4% | 20 |
| Join SIGN's network of healthcare professionals in training | 61.8% | 42 |
| Support SIGN implementation activities | 32.4% | 22 |
| Attend a presentation / training given by SIGN staff | 63.2% | 43 |
| Take part in work experience / shadowing with SIGN | 48.5% | 33 |
| Attend conferences or events in support of SIGN staff | 48.5% | 33 |
| | <i>answered question</i> | 68 |
| | <i>skipped question</i> | 82 |

QUESTION EIGHTEEN – Suggestions

We asked respondents to suggest further ways in which SIGN could support trainees, and received responses which could be grouped into themes as follows: electronic alerts for new publications, providing more guidelines on different topics, in particular dentistry topics, provide materials in hard copy formats.